



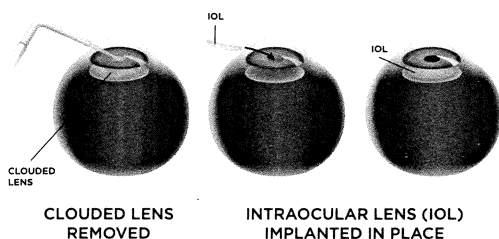
RXSIGHT
LIGHT ADJUSTABLE LENS

Customize
Your Vision
AFTER Surgery

WHAT YOU NEED TO KNOW About Cataracts and Cataract Surgery

A cataract is a cloudy area in the normally clear lens of your eye, causing blurry vision. Most cataracts are related to aging and, over time, can lead to vision loss. When a cataract interferes with your usual activities, such as reading and driving, your physician will likely recommend cataract surgery.

During cataract surgery, your lens is removed and replaced with a clear artificial lens. This lens is called an intraocular lens (IOL). Cataract surgery is the most common procedure in the world and is one of the safest and most successful procedures performed today.



Cataract surgery can also offer the opportunity to correct other vision problems you may be experiencing,


such as myopia (nearsightedness), hyperopia (farsightedness), astigmatism (irregularly shaped lens), or presbyopia (diminishing ability to focus with age).

Introducing the LIGHT ADJUSTABLE LENS™ From RxSight®

Despite numerous advances in modern cataract surgery technologies, many patients continue to be disappointed with their vision outcomes. That is why RxSight developed the first IOL that allows your physician to optimize your vision *after* your cataract surgery rather than trying to predict how the IOL will perform in your eye *before* your surgery.

With the Light Adjustable Lens, you will have the unique ability to adjust and preview your vision until it meets your personal desires and lifestyle requirements. This optimization is done by your eye doctor after lens implantation through a series of light treatment procedures that take only a few minutes each.

The Light Adjustable Lens delivers superior vision outcomes that non-adjustable IOLs cannot match.

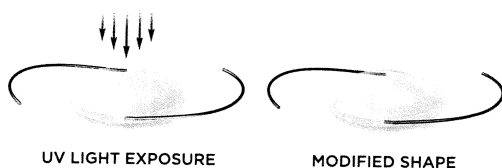


In a study of 600 subjects, those who received the Light Adjustable Lens followed by adjustments were twice as likely to achieve 20/20 vision at 6 months without glasses as those who received a standard monofocal IOL.¹

1. US Food and Drug Administration. Summary of Safety and Effectiveness (SSE) of Light Adjustable Lens and Light Delivery Device system.

ACHIEVING CUSTOMIZED VISION With the Light Adjustable Lens

The Light Adjustable Lens is made of a special photosensitive material that changes the shape and power of your implanted lens in response to ultraviolet (UV) light. Light treatments are delivered in your doctor's office with the Light Delivery Device (LDD) after your eye has healed.

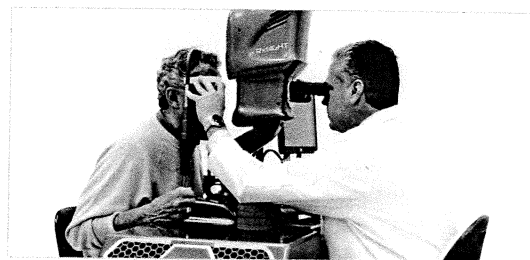


The Light Adjustable Lens is the only adjustable IOL available that allows optimization of your vision AFTER lens implantation and healing.

To customize your vision, you will preview and compare possible vision outcomes with your doctor based on your unique preferences and lifestyle requirements before electing a prescription for your adjustable lens. Your doctor will then apply a proprietary light treatment that precisely reshapes your implanted lens based on the visual correction that is needed to target your custom prescription.

LIGHT TREATMENTS

With your doctor's input, the LDD noninvasively delivers UV light to your Light Adjustable Lens to adjust your vision to the desired target. The system gives your doctor the flexibility to make adjustments and refinements to meet your specific criteria.




A minimum of two light treatments—each lasting approximately 90 seconds—are required. The total number of light treatments is based on achievement of the desired visual outcome that you and your doctor selected. Once you have achieved your final optimal vision, the lens power is permanently locked with a final light treatment to prevent any further changes. When you experience the results of your adjustments, you will better understand the value of adjusting and customizing your vision after your surgery.

LIGHT TREATMENT SCHEDULE

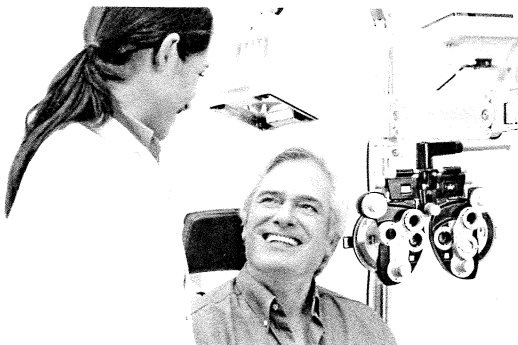
Initial Light Treatment	Approx 2-3 WEEKS after surgery
Additional Light Treatments (as required)	Approx 3 DAYS after initial light treatment
Lock In Treatment (as required)	Approx 3 DAYS after each prior light treatment

What to Expect **AFTER SURGERY**

In the weeks following your surgery, you and your doctor will work together to optimize your vision using UV light treatments. During this period, you will need to wear UV-blocking glasses provided to you by your doctor. These glasses will protect your eyes from exposure to all other sources of indoor and outdoor UV light, which can cause uncontrolled changes to the Light Adjustable Lens.




The UV protective glasses must be worn during all waking hours, from the time of lens implantation until 24 hours after your last light treatment is completed. At that point, no further changes can be made to the implanted Light Adjustable Lens, and you can remove the UV protective glasses and enjoy your custom vision!



WHO CAN BENEFIT From the Light Adjustable Lens?

The U.S. Food and Drug Administration has approved the Light Adjustable Lens and Light Delivery Device for patients with preexisting astigmatism of 0.75 diopters or more who are undergoing cataract surgery.



Ask your doctor to explain the possible risks and benefits of cataract surgery. For risks and benefits specifically related to the RxSight Light Adjustable Lens, please see the RxSight Patient Information Brochure.